

Line Up and Punch Out!



SLUG-SPLITTER^{SC}™

With the new Greenlee Slug-Splitter SC™, the tool does the work...

Introducing the upgraded Greenlee Slug-Splitter SC™ Knockout. Punch through stainless steel in less time and with less potential for errors or alignment problems. What's changed with the new knockout? If you're interested in making sure your holes are perfectly centered, we've added a self-centering feature. This new feature greatly simplifies conduit hole and pilot device alignment. Just tighten down



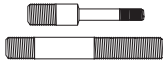
the punch on your draw stud and let our new punch center itself on the pilot hole. No more trying to line up the die alignment marks in poor lighting conditions or drawing crosshairs on the box to ensure alignment. Greenlee has once again given you a tool designed to make your job easier.

PRODUCT FEATURES

- **Save time and ensure accuracy!** Self-centering punch aligns itself on pilot hole.
- **No need to draw crosshairs** or line up die alignment marks.
- **Punch 16 gauge stainless steel** with a ratchet driver.
- Unique, patent pending punch profile also splits slugs for **easier slug removal**.



ORDERING INFORMATION

PUNCH		DIE											DRAW STUDS		
															
PUNCH CAT./UPC NO.	DIE CAT./UPC NO.	CONDUIT & PIPE	HOLE SIZE					CAPACITY		DRAW STUDS					
			ACTUAL		PG	ISO	STAINLESS STEEL		HYDRAULIC DRIVERS		RATCHET DRIVER*				
			Ø (INCH)	Ø (MM)			GA.	(MM)	7804/7904	7646/7625	1904				
28154	28155	1/2"	7/8	.885	22.5	16	—	10	3.5	29451	29451	30227			
28156	28157	3/4"	—	1.115	28.3	21	—	10	3.5	31872	29452	12098			
36490	36489	—	1-7/32	1.210	30.5	—	—	10	3.5	31872	29452	12098			
28158	28159	1"	1-11/32	1.362	34.6	—	—	10	3.5	31872	29452	12098			
28160	28161	1-1/4"	1-11/16	1.701	43.2	—	—	10	3.5	31872	29452	12098			
28162	28163	1-1/2"	1-15/16	1.951	49.6	—	—	10	3.5	—	29452	12098			
28165	28166	2"	2-3/8	2.416	61.5	—	—	10	3.5	—	29452	12098			

* 16 ga. stainless steel capacity with ratchet driver.

DISTRIBUTED BY

